


Enchimento e recarga do simalube com graxa




Empurrar o êmbolo até a parte final cinza

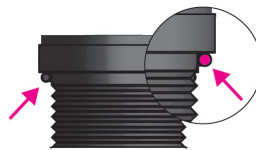


Encaixar o simalube no bico da bomba de graxa e bombear devagar até atingir a marca superior.

⚠ Não encher acima da marca!




Colocar a tampa preta



Verificar a posição do O-ring



Parafusar o gerador de gás e apertar com 1,5-2,0 Nm



Colocar o anel magenta



Marcar o tipo de graxa e a data de início de operação